


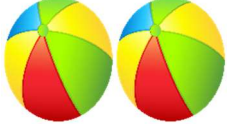






Revision WorkName: _____ Subject: _____
Class: _____ Roll No: _____ Section: _____ Sign: _____**Answersheet-1****1. Write down the correct spelling of the following numbers:**

Numbers	Words
52	Fifty two
57	Fifty-seven
64	Sixty-four
68	Sixty-eight
70	Seventy

2. নিচের সংখ্যা গুলোর সঠিক বানান লিখ:

৫৩	তিপ্পান
৫৬	ছাপ্পান
৬৫	পঁয়ষড়ি
৬৯	ঊনসত্তর
৭০	সত্তর

3. Count the picture then write the numbers. After that do the following subtraction with the help of the pictures and write down the answers in the given blank boxes.

 <div style="border: 1px solid black; width: 40px; height: 40px; display: flex; align-items: center; justify-content: center; margin: 10px auto;">5</div>	-	 <div style="border: 1px solid black; width: 40px; height: 40px; display: flex; align-items: center; justify-content: center; margin: 10px auto;">2</div>	=	<div style="border: 1px solid black; width: 40px; height: 40px; display: flex; align-items: center; justify-content: center; margin: 10px auto;">3</div>
 <div style="border: 1px solid black; width: 40px; height: 40px; display: flex; align-items: center; justify-content: center; margin: 10px auto;">4</div>	-	 <div style="border: 1px solid black; width: 40px; height: 40px; display: flex; align-items: center; justify-content: center; margin: 10px auto;">3</div>	=	<div style="border: 1px solid black; width: 40px; height: 40px; display: flex; align-items: center; justify-content: center; margin: 10px auto;">1</div>
 <div style="border: 1px solid black; width: 40px; height: 40px; display: flex; align-items: center; justify-content: center; margin: 10px auto;">4</div>	-	 <div style="border: 1px solid black; width: 40px; height: 40px; display: flex; align-items: center; justify-content: center; margin: 10px auto;">4</div>	=	<div style="border: 1px solid black; width: 40px; height: 40px; display: flex; align-items: center; justify-content: center; margin: 10px auto;">0</div>
 <div style="border: 1px solid black; width: 40px; height: 40px; display: flex; align-items: center; justify-content: center; margin: 10px auto;">7</div>	-	 <div style="border: 1px solid black; width: 40px; height: 40px; display: flex; align-items: center; justify-content: center; margin: 10px auto;">3</div>	=	<div style="border: 1px solid black; width: 40px; height: 40px; display: flex; align-items: center; justify-content: center; margin: 10px auto;">4</div>

4. Do the following subtractions (2 digits) and write down the correct answers in the given blank boxes:

$$\begin{array}{r} \text{a) } 56 \\ - 13 \\ \hline \end{array}$$

43

$$\begin{array}{r} \text{b) } 87 \\ - 40 \\ \hline \end{array}$$

47

$$\begin{array}{r} \text{c) } 35 \\ - 23 \\ \hline \end{array}$$

12

$$\begin{array}{r} \text{d) } 38 \\ - 12 \\ \hline \end{array}$$

26

$$\begin{array}{r} \text{e) } 95 \\ - 32 \\ \hline \end{array}$$

63

5. Do the following subtractions (2 digits) with borrowing and write down the correct answers in the given blank boxes:

$$\begin{array}{r} \text{a) } 22 \\ - 3 \\ \hline \end{array}$$

19

$$\begin{array}{r} \text{b) } 52 \\ - 37 \\ \hline \end{array}$$

15











$$\begin{array}{r} \text{c) } 90 \\ - 42 \\ \hline \end{array}$$

48


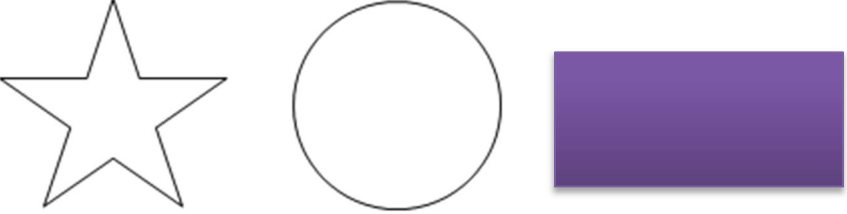

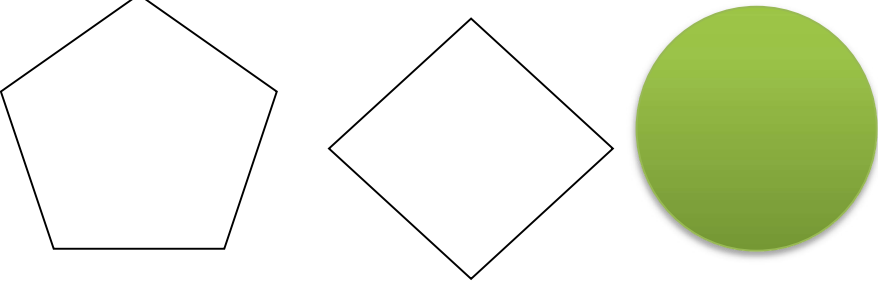


6. Find the currencies and write it down beside the countries name:





Ringgit , Dollar , Baht , Euro , Pound , Yen, Rupee , Taka , Riyal, Dinar.

Countries		Currencies
India		Rupee
U.S.A.		Dollar
Japan		Yen
France		Euro
Bangladesh		Taka
Saudi Arab		Riyal
Thailand		Baht
Malaysia		Ringgit
Iraq		Dinar
U.K.		Pound

7. Identify and colour the correct shapes.

<p>Square</p>	
<p>Rectangle</p>	
<p>Triangle</p>	
<p>Circle</p>	

8. Draw a straight line to match the correct shapes with the alike pictures.

	Circle
	Triangle
	Rectangle
	Square

Prepared by : Ibnat Zuva

Teacher's mail address: zuva.ibnat@yahoo.com